

Fundamentals:

Wall Street stocks ended mostly flat on Friday in choppy trading after stronger-than-expected U.S. jobs data pointed to a robust economy but prompted worries the Federal Reserve may wait longer to cut interest rates than many investors had hoped.

The U.S. economy generated about 272,000 jobs in May, far more than the 185,000 analysts had forecast, according to a Labor Department report. The unemployment rate inched up to 4%.

The benchmark S&P 500 slipped immediately after the report while U.S Treasury yields climbed as traders slashed bets on a September rate reduction. The index recovered and briefly hit a fresh intraday record high as investors noted the data pointed to underlying economic health.

According to preliminary data, the S&P 500 lost 7.01 points, or 0.13%, to end at 5,345.95 points, while the Nasdaq Composite lost 42.79 points, or 0.25%, to 17,130.33. The Dow Jones Industrial Average fell 91.88 points, or 0.24%, to 38,794.29.

"This tells you there's certainly not going to a cut in the short term, and with the bond yields going back up it's putting a lot of pressure on the risk-on trade, which is probably small caps," said Sandy Villere, portfolio manager at Villere & Co in New Orleans.

"It's just a function of interest rates and maybe a little higher for longer, and people have to recalibrate for that type of environment. So it definitely looks like a risk-off trade so far today," he added.

Traders now see a 56% chance of a September rate reduction, according to the CME's FedWatch tool. Investors will eye U.S. inflation data next week and the Federal Reserve's two-day policy meeting, which ends on June 12.

"No one expects the Fed to cut (rates next week), but will they open the door for a cut as soon as September is the big question on everyone's mind," said Ryan Detrick, chief market strategist at the Carson Group, adding he still sees a September reduction on the table.

GameStop slumped in volatile trading just as stock influencer "Roaring Kitty" kicked off his first livestream in three years. The gaming retailer had announced a potential stock offering and a drop in quarterly sales.

Other so-called meme stocks, including AMC Entertainment and Koss Corp, also fell.

Nvidia slipped, on track to extend the previous session's losses, with its valuation again dipping below the \$3 trillion mark. Its highly anticipated 10-for-1 share split is due after markets close and could make the more-than-\$1,000 stock cheaper for investors.

Lift shares rose, following a forecast of 15% annual growth in its gross bookings through 2027 after markets closed on Thursday.

(Source: Reuters)

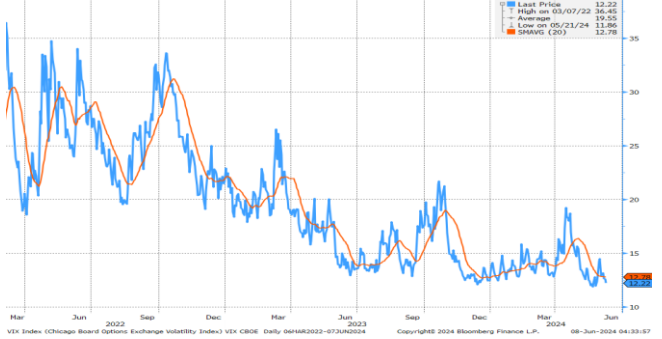
Contract	Close	Change	High	Low
E-Mini Dow JUN 24	38,857.00	-101.00	39,174.00	38,716.00
E-Mini S&P JUN 24	5,355.75	-11.750	5,385.50	5,329.00
E-Mini NASDAQ JUN 24	19,037.75	-38.25	19,155.00	18,940.00
Micro Russell 2K JUN 22	2028.8	-24.2	2060.3	2020.2
USD Nikkei JUN 24	38,650.0	-10.0	38,910.00	38,550.00
US Dollar Index	104.92	0.818	104.94	104.00
DJIA	38,798.99	-87.180	39,105.23	38,751.85
S&P 500	5,346.99	-5.970	5,375.08	5,331.33
NASDAQ	17,133.13	-39.990	17,229.31	17,090.04
Nikkei 225	38,683.93	-19.580	38,747.27	38,560.85
Hang Seng	18,366.95	-109.850	18,575.69	18,302.33
Straits Times	3,330.77	-0.040	3,347.95	3,328.79
DAX	18,557.27	-95.400	18,649.08	18,424.60
CAC	8,001.80	-38.320	8,048.59	7,943.29
FTSE100	8,245.37	-39.970	8,297.01	8,210.23

Historical Volatility	10 Days	30 Days	60 Days	90 Days
E-Mini Dow Futures	12.10	11.50	11.37	10.56
E-Mini S&P Futures	9.82	10.43	11.22	11.41
E-Mini Nasdaq Futures	15.25	12.90	16.17	17.09

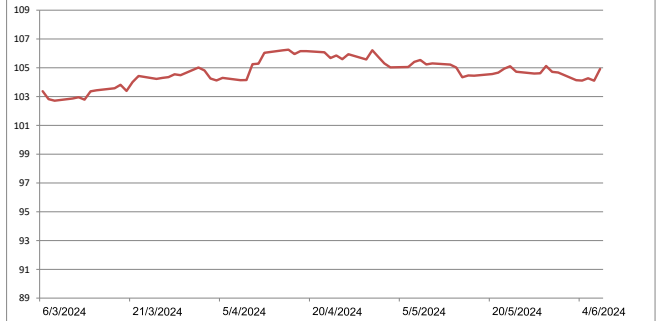
U.S. Government Treasuries Yield



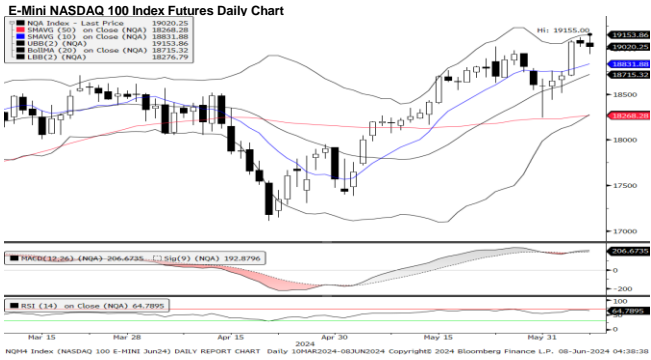
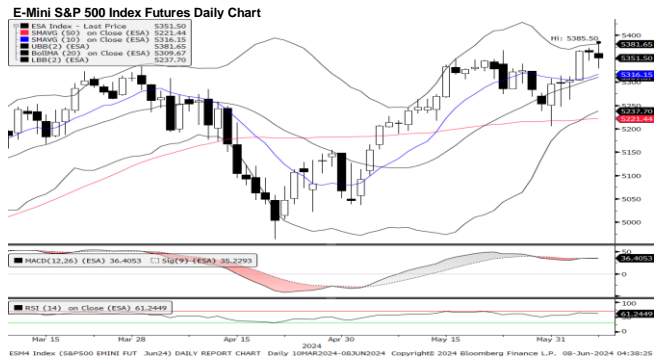
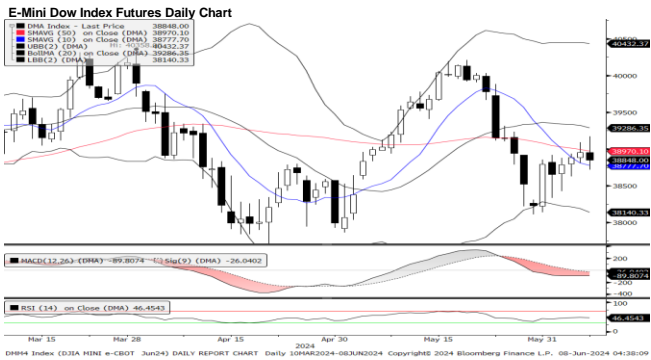
CBOE Volatility Index (VIX)



Dollar Index



Economic Releases	Period	Survey	Actual	Prior	Revised	
06/05/2024 20:15	ADP Employment Change	May	175k	152k	192k	188k
06/05/2024 21:45	S&P Global US Services PMI	May F	54.8	54.8	54.8	--
06/05/2024 21:45	S&P Global US Composite PMI	May F	54.2	54.5	54.4	--
06/05/2024 22:00	ISM Services Index	May	51	53.8	49.4	--
06/05/2024 22:00	ISM Services Prices Paid	May	59	58.1	59.2	--
06/05/2024 22:00	ISM Services Employment	May	47.2	47.1	45.9	--
06/05/2024 22:00	ISM Services New Orders	May	53.2	54.1	52.2	--
06/07/2024 20:30	Change in Nonfarm Payrolls	May	180k	272k	175k	165k
06/07/2024 20:30	Change in Private Payrolls	May	165k	229k	167k	158k
06/07/2024 20:30	Change in Manufact. Payrolls	May	5k	8k	8k	6k
06/07/2024 20:30	Unemployment Rate	May	3.90%	4.00%	3.90%	--



Technical Analysis

Dow		S&P	
1st Resistance:	39440	2nd Resistance:	40023
1st Support:	39274	2nd Resistance:	37691
MACD:	-89.112	MACD:	36.489895
MACD DIFF:	-63.486	MACD DIFF:	1.212170
RSI:	46.560	RSI:	61.342201

Nasdaq		Micro Russell	
1st Resistance:	19323.32	2nd Resistance:	19608.88
1st Support:	18752.18	2nd Resistance:	18466.62
MACD:	206.860	MACD:	-2.343
MACD DIFF:	13.807	MACD DIFF:	-5.961
RSI:	64.841	RSI:	43.336

Source: Bloomberg

Kenanga Futures Sdn Bhd (353603-X)
 Dealing Desk: (603) 2172 3820 Fax: (603) 2172 2729 Email: futures@kenanga.com.my

Disclaimer: This document has been prepared for general circulation based on information obtained from sources believed to be reliable but we do not make any representations as to its accuracy or completeness.

Any recommendation contained in this document does not have regard to the specific investment objectives, financial background and the particular needs of any person who may read this document.

This document is for the information of addressees only and is not to be taken in substitution for the exercise of judgment and assessment by addressees in relation to any investment decision.

Kenanga Futures Sdn Bhd accepts no liability whatsoever for any direct or consequential loss arising from any use of this document or any solicitations of an offer to buy or sell any securities/underlying securities.

Kenanga Futures Sdn Bhd and its associates, their directors, and/or employees may have positions in, and may effect transactions in securities/underlying securities mentioned herein from time to time in the open market or otherwise, and may receive brokerage fees or act as principal or agent in dealings with respect to these companies.